


### 1. 適用範圍 / SCOPE

WM40 系列小型保險絲，適用於數字儀表(工業用)、工業電源、通訊電源等。

WM40 series Miniature-Fuse, used in Digital Measuring Instruments (Industrial) 、Industrial and communication power.

### 2. 產品型號 / TYPE

例「example」：

WM40	20A	660V		①系列號/Series Number
↓	↓	↓	↓	②額定電流/rated Current
①	②	③	④	③額定電壓/Rated Voltage
				規符號/Approved Symbol



④安

### 3. 額定電流和額定電壓/ RATED CURRENT AND RATED VOLTAGE

額定電流 / Rated Current: 15A~30A


額定電壓 / Rated Voltage: 660V AC/DC

### 4. 標示 / MARKING

保險絲上需有下列標示/The fuses shall have the following marking

製造工廠的標識+系列號/ Manufacture' s Logo+ Part Number:


額定電流+額定電壓/ Rated Current (A)+ Rated Voltage(V):



WM40

\_\_\_ A \_\_\_ V AC

\_\_\_ V DC



認證符號/ Approved Symbol

注意 / Note :

對標示的大小和位置沒有規定 / Size and position of the markings shall not be provided.

### 5. 外觀及形狀 / APPEARANCES AND CONFIGURATION

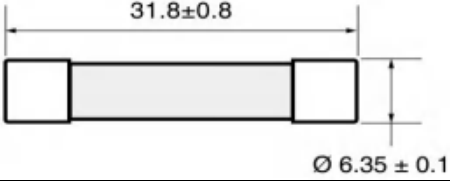
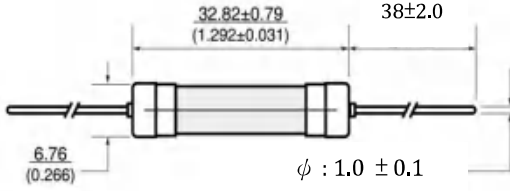
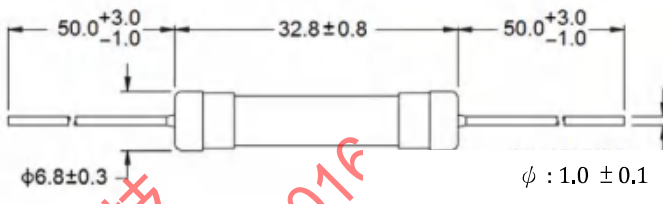
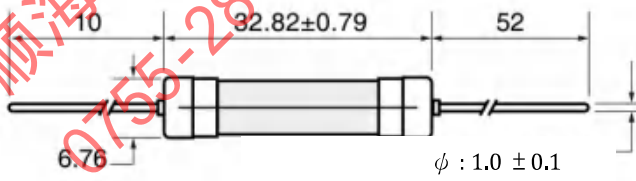
5-1 外觀：不應有破碎、明顯的污斑。

Appearances: There shall not be break up and any remarkable blotch.

5-2 形狀：小型保險絲。

Configuration: Miniature-Fuse.

**6. 工程圖和結構 / OUTLINE DRAWING AND STRUCTURE**
**6-1 工程圖 (單位 : mm) / Outline Drawing and Dimensions (Unit: mm)**


WM40-XXX	
WM40- XXX -P	
WM40- XXX - P-L	
WM40- XXX - P-SXL	

7. 電氣特性 / ELECTRICAL CHARACTERISTICS

Electrical Characteristics		
Rated Current	2.0In	3.0In
15A - 30A	5 minutes, Maximum	10 Seconds, Maximum

說明/Specifications

品名 Type	料號 Ordering P/N		額定電壓 Rated Voltage (V)	額定電流 Rated Current	分斷能力 Breaking Capacity (A)	電阻 Typical Cold Resistance (mΩ)	I <sup>2</sup> t 值 Typical Pre-Arcing I <sup>2</sup> t (A <sup>2</sup> Sec)
WM40	WM40-XXX	WM40-XXX-P-YY (YY : blank / L / SXL)	AC/ DC		AC/ DC		
	WM40-15	WM40-15-P-YY	660V	15A	1000A	7.3	66
	WM40-16	WM40-16-P-YY		16A		7.3	62
	WM40-20	WM40-20-P-YY		20A		5.5	120
	WM40-25	WM40-25-P-YY		25A		4.6	200
	WM40-30	WM40-30-P-YY		30A		3.7	270

\*冷電阻在直流<10%額定電流條件下 25°C環境溫度中測量

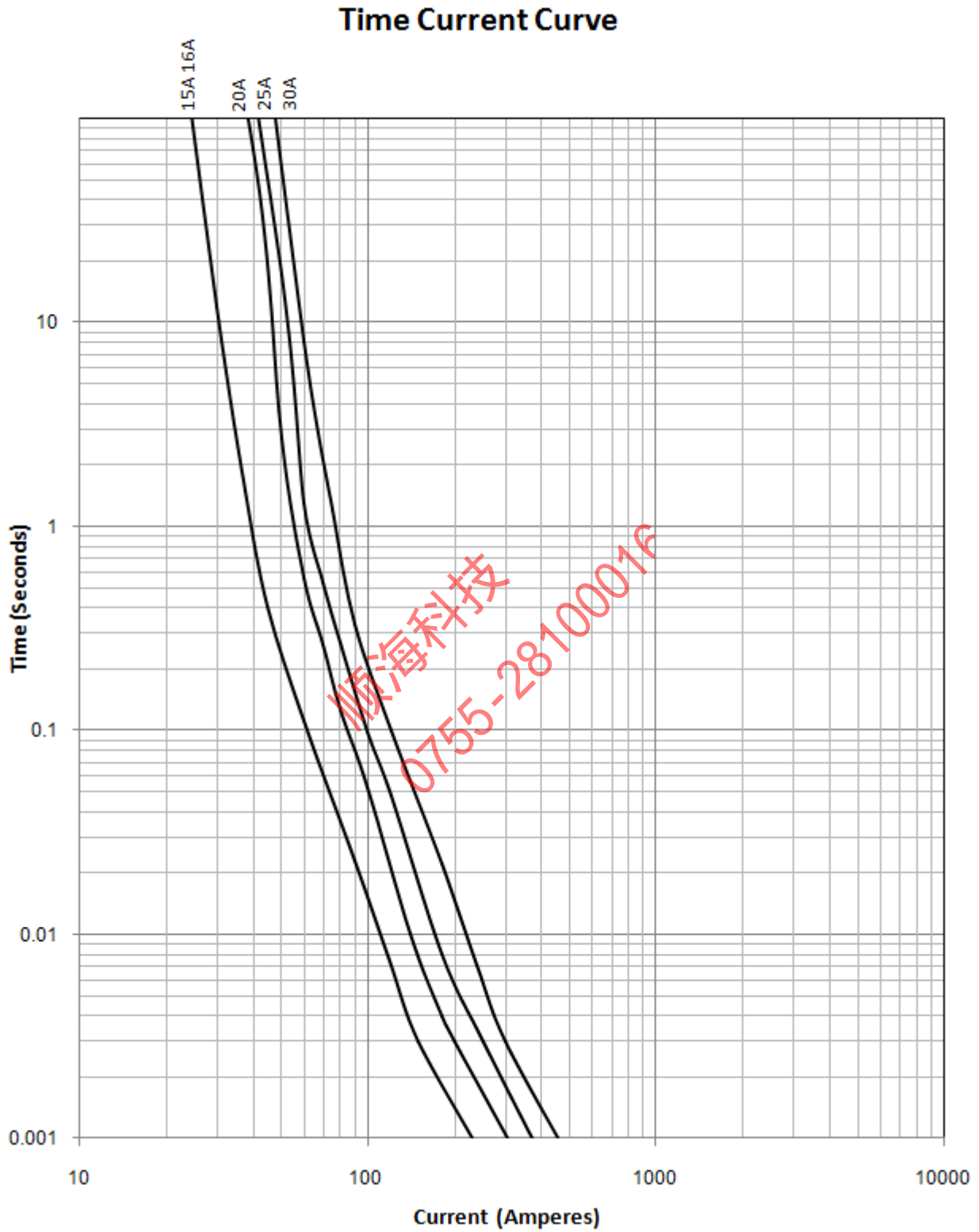
DC Cold Resistance are measured at <10% of rated current in ambient temperature of 25°C

\* I<sup>2</sup>t 值是以 10In 電流測量

Typical -Pre-arching I<sup>2</sup>t are measured at 10In Current



8. 時間電流曲線 Time-Current Curve



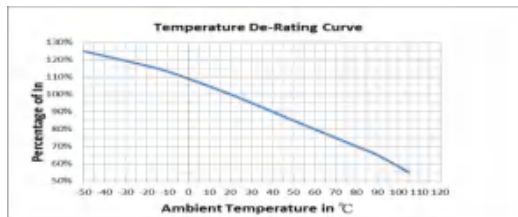
9. 環境特性 / ENVIRONMENTAL CHARACTERISTIC

9-1 操作溫度範圍: -55°C ~ 125°C / Operating Temperature: -55°C ~ 125°C

若貴司操作環境溫度超出25±5°C範圍，在選用保險絲規格時，需考慮操作環境溫度對保險絲的影響。  
請參照：溫度-電流曲線圖。

When choosing the fuse's specification, if the operating environmental temperature beyond the spec from 20~30°C, you should consider the environmental temperature's affection to fuses.

Please refer : Temperature-Current curve:



9-2 存儲條件 / Storage Conditions

在溫度+10°C ~ 60°C、相對濕度≤75%的密閉條件下可存放3年。

Under airtight in temperature +10°C ~ 60°C、relative humidity ≤75% can store 3 years.

在溫度+10°C ~ 60°C、相對濕度為95%的非露天下最多可存放30天。

Without dew in temperature +10°C ~ 60°C、relative humidity be 95% maximum value for 30 days.

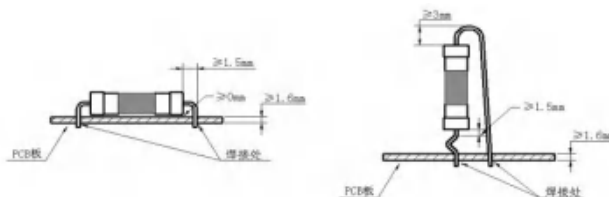
10. 安全認證及編號 / STANDARDS AND APPROVALS

UR E56092	(15A~30A JDYX2 )
CUR E56092	(15A~30A JDYX8 )

11. 安裝方式及條件 / INSTALLATION WAY AND -PARAMETERS

11-1 建議如下圖安裝方式安裝，並滿足所要求的尺寸。

Propose that the following picture installation way is installed, and satisfied the required size.



11-2 建議客戶焊接參數 / Recommended Customer Soldering -Parameters

波峰焊參數 / Wave -Parameters:

錫爐溫度 / Solder -Pot Temperature: 260±3°C

焊接時間 / Solder Dwell Time: 10s Max

手工焊參數 / Hand-Solder -Parameters:

烙鐵溫度 / Solder Iron Temperature: 350±5°C

焊接時間 / Heating Time: 5 s Max

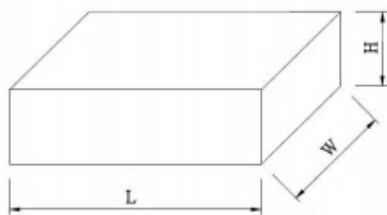


## 12. 包裝 / -PACKING

### 12-1 數量/Quantity

規格 Specs	袋 Inner polybag	小盒 Inner small box .	大盒 Inner big box	外箱 outer carton
WM40-XXX-P	/	/	75PCS	2250 PCS
WM40-XXX-P-L WM40-XXX-P-SXL	/	/	200PCS	2000 PCS

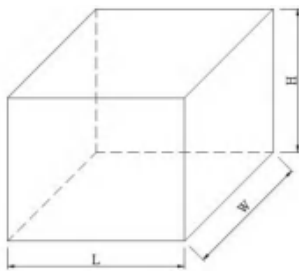
### 12-2 內盒(大) / Inner big box



單位/Unit : mm

規格/ Specs	L	W	H
WM40-XXX-P	115±3	110±3	45±3
WM40-XXX-P-L WM40-XXX-P-SXL	238±3	76±3	67±3

### 12-3 外盒/Outer carton



單位/Unit : mm

規格 /Specs	L	W	H
WM40-XXX-P	400±5	380±5	140±5
WM40-XXX-P-L WM40-XXX-P-SXL	400±5	380±5	140±5

## 13. 其他 / OTHERS

13-1 如果在使用中有超出本規格書的要求，必須經由雙方協商確認。

In the event that an impropriety is found beyond this specification, it shall be fixed by mutual agreement between the Parties.

13-2 如果本規格書有不適當的情況，必須通過雙方協商並由本公司修改。

In the event that an impropriety is found in this specification, WALTER ELECTRONIC CO., LTD. shall amend it by mutual agreement between the parties.

版次	製作	確認	審核
第三版	侯愛珍	吳讓彬	Andrew



# UL iQ for Fuses



## Fuses

E56092

### Guide Information

#### SUZHOU WALTER ELECTRONIC CO LTD

NO.99 Xinli Road, Fenhu Technic Development Zone, Wujiang Jiangsu 215211 CN

#### WM40 followed by 0.1 to 50, followed by P

Supplemental fuses: pigtail leads, filled-tube

<u>Size</u> mm(in)	<u>Amps</u> (A)	<u>Volts</u> (V)	<u>Interrupting</u> <u>Rating (A)</u>
6.3 x 31.75 (0.25 x 1.25)	0.1 - 50	250Vac	1000
	0.1 - 30	660Vac	1000
	0.1 - 30	660Vdc	1000
	0.1 - 12	600Vdc	10000
	0.1 - 12	1000Vdc	10000
	0.1 - 50	150Vdc	1000
	0.1 - 12	600Vac	10000
	0.1 - 12	1000Vac	10000
	0.1 - 30	400Vac	1000
	0.1 - 30	400Vdc	1000
	0.1 - 12	300Vac	10000
	0.1 - 12	300Vdc	10000

Report Date: 2016-04-01

Last Revised: 2018-06-14

© 2019 UL LLC



顺海科技  
0755-28100016