

JU YONG CHANG R CHIP DATASHEET



Automotive Metal Current Sensor SK Series

Tolerance : $\pm 1\%$ / $\pm 2\%$ / $\pm 5\%$

Sizes : 0805 / 1206 / 2512 / 2818

RoHS compliant & Halogen free



CATALOGUE

1. ORDERING INFORMATION	1
2. MARKING AND CONSTUCTION	2
3. DIMENSION AND ELECTRICAL CHARACTERISITCS	3
4. FUNCTIONAL DESCRIPTION	4
5. FOOTPRINT AND SOLDERING PROFILES	5
6. PACKING STYLE & PACKAGING QUANTITY	7
7. TESTS AND REQUIREMENTS	9
8. REVISION HISTORY.....	10
9. SUNWAY CONTACT	11

1. ORDERING INFORMATION

SCOPE

This SKecification describes SK series current sensor - low TCR with lead-free terminations made by metal substrate.

APPLICATIONS

- Consumer goods
- Computer
- Telecom / Datacom
- Industrial / Power supply
- Alternative Energy
- Car electronics

FEATURES

- Halogen Free Epoxy
- AEC-Q200 qualified
- RoHS compliant
- Reduce environmentally hazardous wastes
- High component and equipment reliability
- Non-forbidden materials used in products/production
- Low resistances applied to current sensing
- Anti-sulfur

ORDERING EXAMPLE

The ordering code of a SK 2512 2W Chip resistor, TCR50, value 0.01Ω with ±1% tolerance, supplied in 7-inch embossed plastic tape reel is:
SK2512FR010E2WPKH

ORDERING INFORMATION-GLOBAL PART NUMBER

Global part numbers are identified by the series, sizes, tolerance ,packing type, temperature coefficient, taping reel and resistance value.

GLOBAL PART NUMBER

SK	XXXX	X	XXXX	X	XX	X	XH
	(1)	(2)	(3)	(4)	(5)	(6)	(7)

(1) SIZE

0805/1206/2512/2818

(2) TOLERANCE

F=±1.0%
G=±2.0%
J=±5.0%

(3) RESISTANCE

Example:
U500 = 0.0005 Ω
R001 = 0.001 Ω
R100= 0.1Ω

(4) TEMPERATURE COEFFICIENT OF RESISTANCE

E=±50ppm
F=±100ppm
I=±300ppm
J=±350ppm

(5) POWER

1C=1/2W 3W=3W
1W=1W 5W=5W
2W=2W 7W=7W

(6) CONTROL CODE

N:Lead Free, P:Total Lead Free

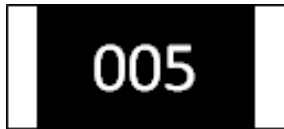
(7) PACKATING TYPE & PRODUCT CODE

K = 07" Embossed plastic tape
R = 07" Paper tape
H = Default code

2. MARKING AND CONSTRUCTION

MARKING

SK0805



Value=0.005Ω

SK0805: 5mΩ to 15mΩ

SK1206/2512/2818



Value=0.001Ω

The "R" is used as a decimal point; the other 3 digits are significant

SK1206 : 1mΩ to 100mΩ

SK2512: 1mΩ to 500mΩ

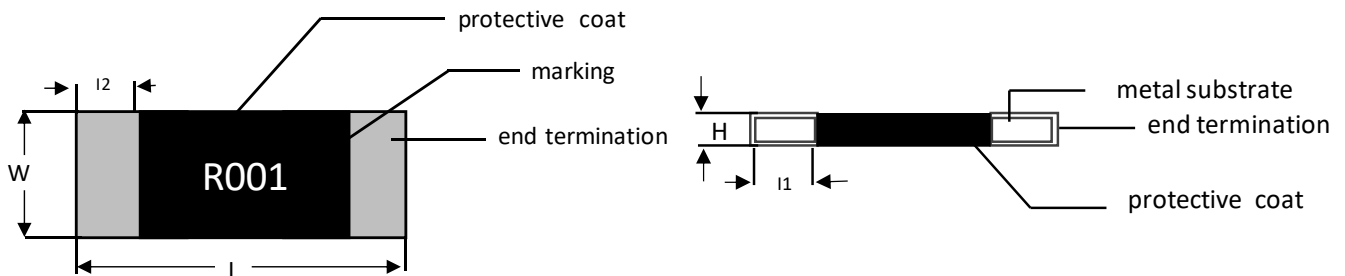
SK2818: 5mΩ to 20mΩ

CONSTRUCTION

The resistors are constructed using outstanding TCR level material, which makes Sunway SK resistors excellent for current sensing application in battery charger circuit& DC-DC convergent.

The composition of resistive material is adjusted to give the approximate required resistance and is covered with a protective coating . Marking is printed on the top side of the resistor.

Finally ,the three external terminations(Cu/Ni/matte Tin)are added , as shown in Fig.



3. DIMENSION AND ELECTRICAL CHARACTERISTICS

DIMENSION

TYPE	RESISTANCE	L(mm)	W(mm)	H(mm)	l1(mm)	l2(mm)
	RANGE					
SK0805	$5\text{m}\Omega \leq R \leq 15\text{m}\Omega$	2.00 ± 0.10	1.25 ± 0.10	0.50 ± 0.20	0.35 ± 0.20	0.35 ± 0.20
SK1206	$1\text{m}\Omega \leq R < 6\text{m}\Omega$	3.20 ± 0.20	1.60 ± 0.20	0.70 ± 0.20	0.60 ± 0.20	0.60 ± 0.20
SK1206	$6\text{m}\Omega \leq R \leq 100\text{m}\Omega$	3.20 ± 0.20	1.60 ± 0.20	0.45 ± 0.20	0.60 ± 0.20	0.60 ± 0.20
SK2512	$1\text{m}\Omega \leq R \leq 500\text{m}\Omega$	6.40 ± 0.20	3.20 ± 0.20	0.80 ± 0.20	1.00 ± 0.20	1.00 ± 0.20
SK2818	$5\text{m}\Omega \leq R \leq 20\text{m}\Omega$	7.10 ± 0.25	4.60 ± 0.25	0.80 ± 0.15	1.30 ± 0.15	1.30 ± 0.15

Note:

1. For relevant physical dimensions ,please refer to construction outlines.
2. Please contact with sales offices , distributors and representatives in your region before ordering.

ELECTRICAL CHARACTERISTICS

TYPE	POWER RATING	TOLERANCE	RESISTANCE RANGE	TCR
SK0805	0.5W	1%/2%/5%	$5\text{m}\Omega \leq R \leq 15\text{m}\Omega$	$\pm 50\text{ppm}/^\circ\text{C}$
SK1206	1W	1%/2%/5%	$1\text{m}\Omega \leq R < 2\text{m}\Omega$	$\pm 350\text{ppm}/^\circ\text{C}$
SK1206	1W	1%/2%/5%	$2\text{m}\Omega \leq R < 50\text{m}\Omega$	$\pm 50\text{ppm}/^\circ\text{C}$
SK1206	0.5W	1%/2%/5%	$50\text{m}\Omega \leq R \leq 100\text{m}\Omega$	$\pm 50\text{ppm}/^\circ\text{C}$
SK2512	2W	1%/2%/5%	$1\text{m}\Omega \leq R < 2\text{m}\Omega$	$\pm 350\text{ppm}/^\circ\text{C}$
SK2512	2W	1%/2%/5%	$2\text{m}\Omega \leq R \leq 500\text{m}\Omega$	$\pm 50\text{ppm}/^\circ\text{C}$
SK2512	3W	1%/2%/5%	$1\text{m}\Omega \leq R < 2\text{m}\Omega$	$\pm 350\text{ppm}/^\circ\text{C}$
SK2512	3W	1%/2%/5%	$2\text{m}\Omega \leq R < 100\text{m}\Omega$	$\pm 50\text{ppm}/^\circ\text{C}$
SK2818	5W	1%/2%/5%	$5\text{m}\Omega \leq R \leq 20\text{m}\Omega$	$\pm 50\text{ppm}/^\circ\text{C}$
SK2818	7W	1%/2%/5%	$3\text{m}\Omega$	$\pm 50\text{ppm}/^\circ\text{C}$

4. FUNCTIONAL DESCRIPTION

FUNCTIONAL DESCRIPTION

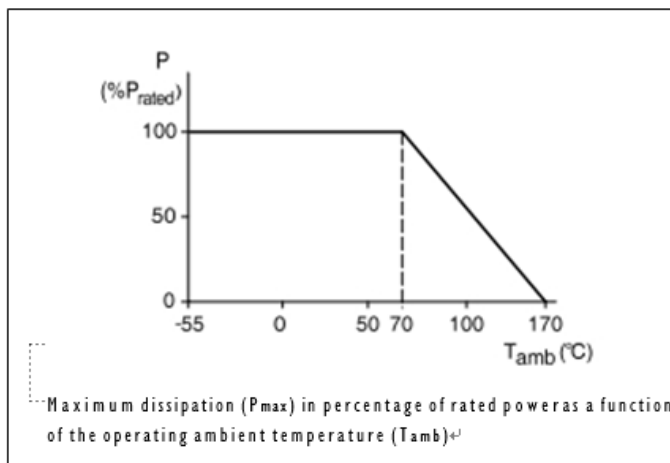
OPERATING TEMPERATURE RANGE

SK Range: - 55°C to +170°C

POWER RATING

Standard rated power at 70°C:

For detail power value, please refer to Table .



RATED VOLTAGE

The DC or AC (rms) continuous working voltage

corresponding to the rated power is determined by

the following formula:

$$V = (P \cdot R)^{1/2}$$

Where

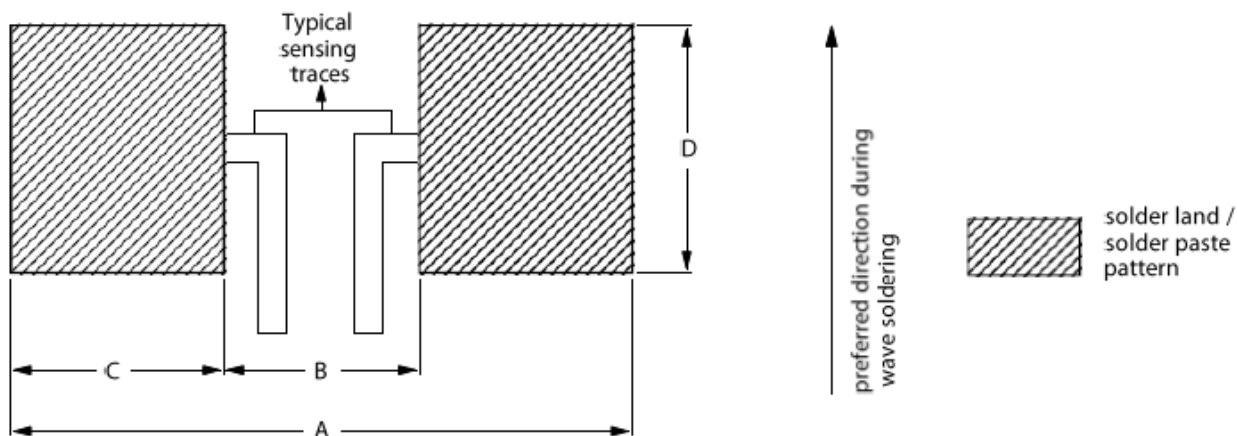
V= Continuous rated DC or AC (rms) working voltage (V)

P = Rated power (W)

R = Resistance value (Ω)

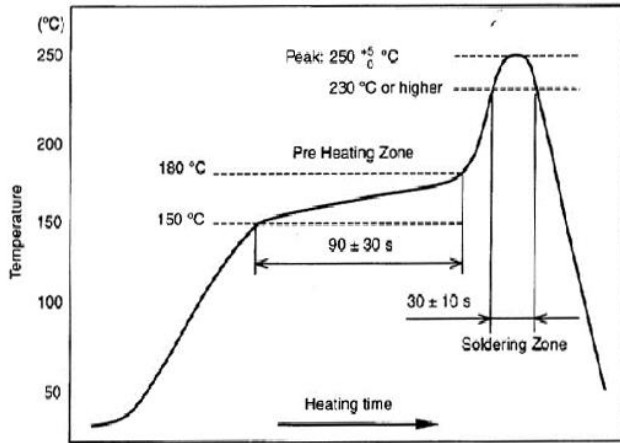
5. FOOTPRINT AND SOLDERING PROFILES

FUNCTIONAL DESCRIPTION



Single resistor chips recommended dimensions of footprints

TYPE	A	B	C	D
SK0805	3.0	1.0	1.0	1.5
SK1206	5.0	1.6	1.7	1.8
SK2512	8.3	4.1	2.1	4.0
SK2818	8.51	3.51	2.5	5.1

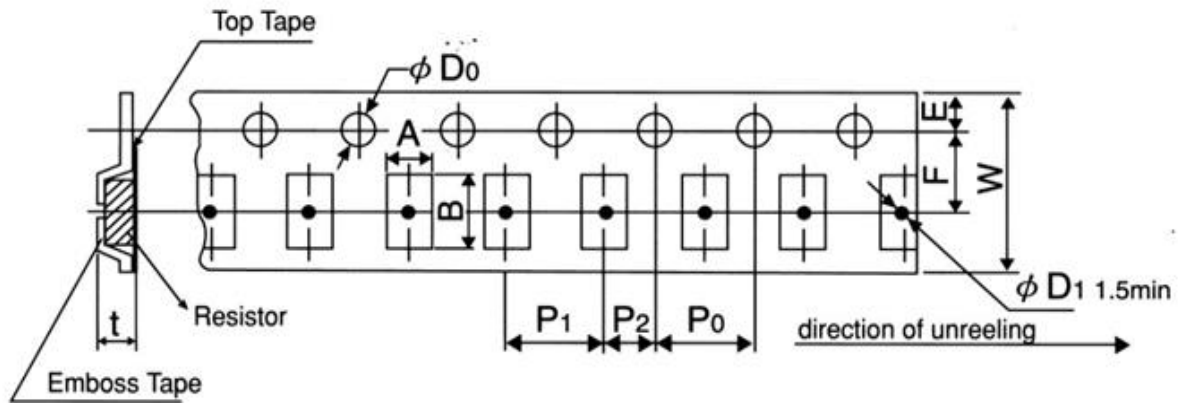


Peak value: $250 \pm 5 / -0$ °C, 5 s,
Preheating zone: 150~180°C, 90 ± 30 s,
Welding zone: 230°C or higher, 30 ± 10 s

6. PACKING STYLE & PACKAGING QUANTITY

PACKING STYLE AND PACKAGING QUANTITY

TYPE	PACKING STYLE	REEL DIMENSION	QUANTITY
SK0805	Paper taping reel (R)	7"	5000
SK1206	Paper taping reel (R)	7"	5000
SK2512	Embossed taping reel (K)	7"	4000
SK2818	Embossed taping reel (K)	7"	1000



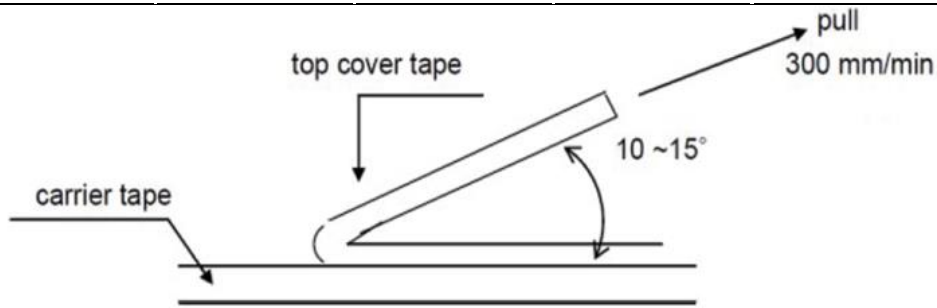
TYPE	A	B	W	F	E	P1	P2	P0	D0	t
SK0805	1.65±0.05	2.4±0.05	8.0±0.1	3.5±0.05	1.75±0.1	4.0±0.1	2.0±0.05	4.0±0.1	1.5+0.1/0	0.85±0.1
SK1206	2.0±0.15	3.6±0.2	8.0±0.2	3.5±0.05	1.75±0.1	4.0±0.1	2.0±0.05	4.0±0.05	1.5+0.1/0	0.84±0.1
SK2512	3.5±0.15	6.8±0.2	12.0±0.2	5.5±0.05	1.75±0.1	4.0±0.1	2.0±0.05	4.0±0.05	1.5+0.1/0	1.23±0.1
SK2818	5.0±0.15	7.5±0.2	16.0±0.2	7.5±0.05	1.75±0.1	8.0±0.1	2.0±0.05	4.0±0.1	1.5+0.1/0	1.4±0.1

PEEL-OFF FORCE

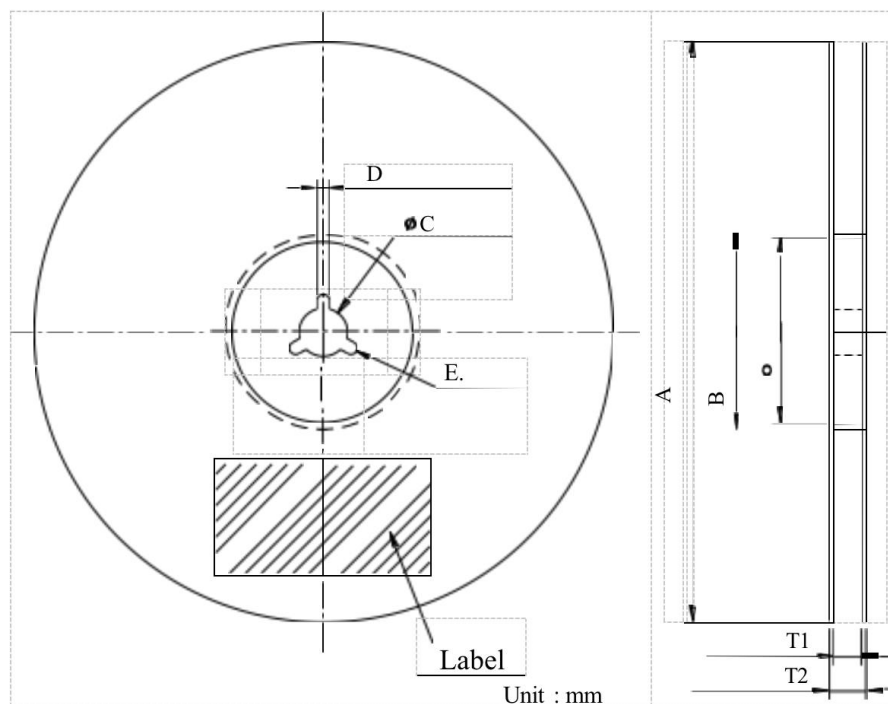
Peel-off forces of both paper/PE and embossed/blister tapes are in accordance with "IEC 60286-3" ; that is, at a peel-off speed of 300 ± 10 mm/minute, 0.1 N to 1.0 N for 8 mm tape and 0.1 N to 1.3 N for tape larger than 8 mm. The peel-off angle should be between 165° and 180° .

Unit: mm

TYPE	A	B	C	D	E	T1
SK0805	178 ± 2.0	60 ± 1.0	13 ± 1.0	2.0 ± 0.5	>22	9.0 ± 0.3
SK1206	178 ± 2.0	60 ± 1.0	13 ± 1.0	2.0 ± 0.5	>22	9.0 ± 0.3
SK2512	178 ± 2.0	60 ± 1.0	13 ± 1.0	2.0 ± 0.5	>22	13 ± 0.3
SK2818	178 ± 2.0	60 ± 1.0	13 ± 1.0	2.0 ± 0.5	>22	17.4 ± 0.5



REEL SPECIFICATION



7. TESTS AND REQUIREMENTS

TESTS AND REQUIREMENTS

Project	Test Method	SKecifications and Requirements
Temperature coefficient (TCR)	Resistance values were measured at 25(T1, R1) and 125(T2, R2), and TCR was calculated as $(R2-R1)/(R1 (T2-T1)) * 10^6$	Refer to TCR SKecifications for physical features
Short Time Overload	0805~2512 :5 times rated power, maintain 5s; 2818: 3 times rated power, maintain 5s	$\Delta R \leq \pm 1.0\%$
Insulation resistance	Apply 100V \pm 15V DC voltage between electrode and substrate, hold for 60 seconds, then measure insulation resistance	> 100M Ω
Withstand voltage	An alternating current with an effective value of the maximum overload voltage is applied between the electrode and the substrate at a rate of approximately 100V/S, maintaining 60 \pm 5s	No breakdown or arc
Solder ability	245 $^{\circ}$ C \pm 5 $^{\circ}$ C tin tank, hold 2s \pm 0.5s	At least 95% of surface area of electrode shall be covered with new solder
Resistance to Soldering Heat	260 $^{\circ}$ C \pm 5 $^{\circ}$ C tin tank, hold for 10s \pm 1s	$\Delta R \leq \pm 0.5\%$, no visible damage
Bending test	Bending distance 2mm, hold time 60s \pm 5s	$\Delta R \leq \pm 0.5\%$, no visible damage
Solvent resistance	Isopropanol (IPA) at 25 $^{\circ}$ C \pm 5 $^{\circ}$ C for 10 hours	No obvious damage to appearance
High Temperature Exposure	150 $^{\circ}$ C \pm 2 $^{\circ}$ C, 1000H	$\Delta R \leq \pm 1.0\%$
Low Temperature Exposure	-55 $^{\circ}$ C \pm 2 $^{\circ}$ C, 1000H	$\Delta R \leq \pm 1.0\%$
Rapid change of Temperature	-55 $^{\circ}$ C 30 minutes and 155 $^{\circ}$ C 30 minutes, 1000 cycles	$\Delta R \leq \pm 1.0\%$
Load Life	70 $^{\circ}$ C \pm 2 $^{\circ}$ C, 1000 hours, rated power, 1.5 hours on / 0.5 hours off	$\Delta R \leq \pm 1.0\%$
Moisture with Load	85 $^{\circ}$ C \pm 2 $^{\circ}$ C, 85 \pm 3%RH, 1000 hours, 10% rated power	$\Delta R \leq \pm 1.0\%$

8. REVISION HISTORY

REVISION HISTORY

REVISION	DATE	CHANGE NOTIFICATION	DESCRIPTIONN
Version A0	2022.03.23	-	-First issue of this SKecification
Version A1	2022.09.13	-	- Change 2512 100~500mΩ power 3W to 2W -Change 1206 50~100mΩ power 1W to 0.5W
Version A2	2023.03.30	-	-Change 1206 2~4mΩ TCR ±350PPM to ±50PPM

9. SUNWAY CONTACT

Asia

HQ Shenzhen China

No. 1013, Xihuan Road, Shajing Town,
Bao'an District, Shenzhen, China
Tel: +86-755-81773388
E-mail:Sales-south@sz-sunway.com

Shenzhen China

North third floor, block A, Tefa
information port, No. 2 Kefeng Road,
Science Park, Nanshan District,
Shenzhen,China
E-mail:Sales-south@sz-sunway.com

Beijing china

No.14, Jinxiu Street, Business
Development Area, Beijing, China
E-mail:Sales-east@sz-sunway.com

Shanghai China

Floor 1, Building 1, No. 2653 Hunan
Road, Pudong New Area, Shanghai,
China
E-mail:Sales-east@sz-sunway.com

Changzhou China

No.369 Jinlong Road, Jintan District,
Changzhou, China
E-mail:Sales-east@sz-sunway.com

Yiyang China

Yiyang High-tech Zone East Industrial
Park Standardized Plant,
Yiyang,China
E-mail:Sales-east@sz-sunway.com

Mianyang china

No.268 Binhe North Road West Section,
High-tech Zone, Mianyang, China

Taiwan China

Floor 2, NO 637 Ruiguang Road, Neihu
District, Taipei City 114, Taiwan

Shin-Yokohama Japan

3rd floor-A, INTELLEX-Shin-Yokohama
building 1-17-12, Shin-yokohama,
Kohoku-ku, Yokohama-shi,
Kanagawa, Janpan

Suwon South Korea

101-801, Digital Empire 2,#88 Sinwon-
road,Yeongtong-gu,Suwon-Si,
Gyeonggi-do, Korea

Vinh Phuc Vietnam

CNO8-2, Binh Xuyen 2 IP, Ba Hien, Binh
Xuyen,Vinh Phuc,Vietnam

Northern America

Cupertino USA

20040 Stevens Creek Blvd, Suite 100,
Cupertino, CA95014,USA

San Diego USA

10180Telesis Ct Suite165/220,San
Diego, CA 92121,USA

Europe

Stockholm Sweden

Kistagangen 20BS-164 40 Kista, Sweden
Email:europe@sz-sunway.com

Bettlach Switzerland

Bischmattstrasse 7 CH-2544 Bettlach,
Switzerland
Email:europe@sz-sunway.com