

1. 適用範圍 / SCOPE

WM10 系列小型保險絲，適用於數字儀表。
WM10 series Miniature-Fuse, used in Digital Measuring Instruments



2. 產品型號 / TYPE

例「example」：



- ① 系列號 / Series Number
- ② 額定電流 / Rated Current
- ③ 額定電壓 / Rated Voltage
- ④ 認證符號 / Approved Symbol

3. 額定電流和額定電壓 / RATED CURRENT AND RATED VOLTAGE

額定電流 / Rated Current: 200mA~12A

額定電壓 / Rated Voltage: 600V AC/ DC

4. 標示 / MARKING

保險絲上需有下列標示/The fuses shall have the following marking

製造工廠的標識+系列號/ Manufacture' s Logo+ Part Number:

額定電流+額定電壓/ Rated Current (A)+ Rated Voltage(V):

WM10
__A __V AC
__V DC
cULus

認證符號/ Approved Symbol

注意 / Note :

對標示的大小和位置沒有規定 / Size and position of the markings shall not be provided.

5. 外觀及形狀 / APPEARANCES AND CONFIGURATION

5-1 外觀：不應有破碎、明顯的污斑。

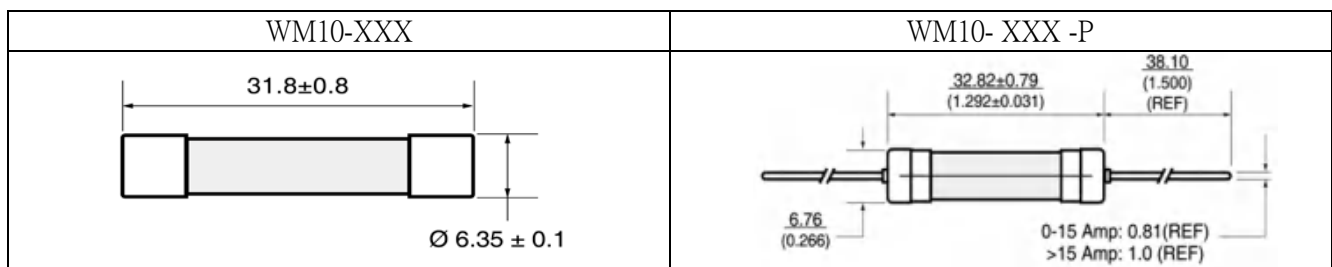
Appearances: There shall not be break up and any remarkable blotch.

5-2 形狀：小型保險絲。

Configuration: Miniature-Fuse.

6. 工程圖和結構 / OUTLINE DRAWING AND STRUCTURE

6-1 工程圖（單位：mm） / Outline Drawing and Dimensions (Unit: mm)




7. 特性 / ELECTRICAL CHARACTERISTICS

Electrical Characteristics		
Rated Current	1.0In	2.5In
200mA-12A	4 hour min.	120 sec max.

Specification

Part No.		Rated Voltage		Rated Current	Breaking Capacity (A)		Typical Cold Resistance (mΩ)	Typical Voltage Drop (mV)	Typical Pre-Arcing I ² t (A ² Sec)
		DC	AC		DC	AC			
WM10-0.2	WM10-0.2-P	600V	600V	200mA	10kA	10kA	1830	780	0.0031
WM10-0.25	WM10-0.25-P			250mA			1760	760	0.009
WM10-0.4	WM10-0.4-P			400mA			1650	700	0.059
WM10-0.5	WM10-0.5-P			500mA			1290	650	0.081
WM10-0.6	WM10-0.6-P			600mA			1020	600	0.178
WM10-1	WM10-1-P			1A			390	560	0.21
WM10-1.25	WM10-1.25-P			1.25A			300	550	3
WM10-1.6	WM10-1.6-P			1.6A			180	350	3.72
WM10-2	WM10-2-P			2A			110	360	1.5
WM10-2.5	WM10-2.5-P			2.5A			80	300	4.5
WM10-3	WM10-3-P			3A			60	270	7.54
WM10-3.15	WM10-3.15-P			3.15A			50	250	12.66
WM10-4	WM10-4-P			4A			40	230	15.8
WM10-5	WM10-5-P			5A			30	200	30
WM10-6	WM10-6-P			6A			20	186	84.5
WM10-8	WM10-8-P			8A			17	175	75
WM10-10	WM10-10-P	10A	16	170	97.7				
WM10-12	WM10-12-P	12A	9	160	149				

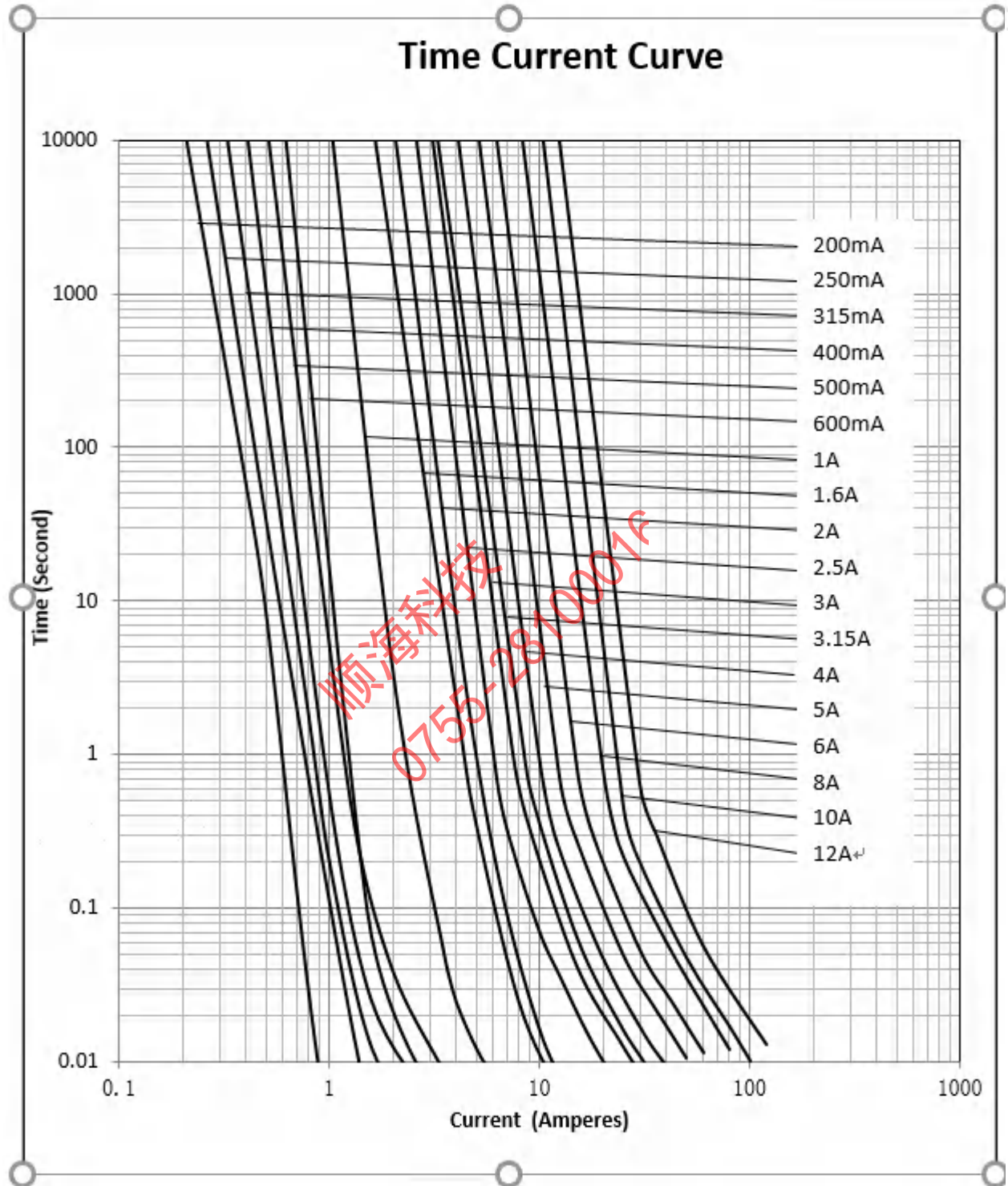
*冷電阻在直流<10%額定電流條件下 25℃環境溫度中測量

DC Cold Resistance are measured at <10% of rated current in ambient temperature of 25℃

* I²t 值是以 10In 電流測量

Typical Pre-arching I²t are measured at 10In Current

8. 時間電流曲線 Time-Current Curve



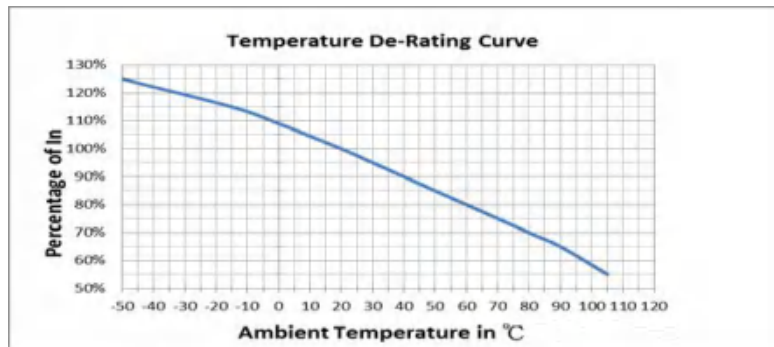
9. 環境特性 / ENVIRONMENTAL CHARACTERISTIC

9-1 操作溫度範圍: $-55^{\circ}\text{C} \sim 125^{\circ}\text{C}$ / Operating Temperature: $-55^{\circ}\text{C} \sim 125^{\circ}\text{C}$

若貴司操作環境溫度超出 $25 \pm 5^{\circ}\text{C}$ 範圍，在選用保險絲規格時，需考慮操作環境溫度對保險絲的影響。
請參照：溫度-電流曲線圖。

When choosing the fuse's specification, if the operating environmental temperature beyond the scope from $20 \sim 30^{\circ}\text{C}$, you should consider the environmental temperature's affection to fuses.

Please refer : Temperature-Current curve:



9-2 存儲條件 / Storage Conditions

在溫度 $+10^{\circ}\text{C} \sim 60^{\circ}\text{C}$ 、相對濕度 $\leq 75\%$ 的密閉條件下可存放3年。
Under airtight in temperature $+10^{\circ}\text{C} \sim 60^{\circ}\text{C}$ 、relative humidity $\leq 75\%$ can store 3 years.

在溫度 $+10^{\circ}\text{C} \sim 60^{\circ}\text{C}$ 、相對濕度為95%的非露天下最多可存放30天。
Without dew in temperature $+10^{\circ}\text{C} \sim 60^{\circ}\text{C}$ 、relative humidity be 95% maximum value for 30days.

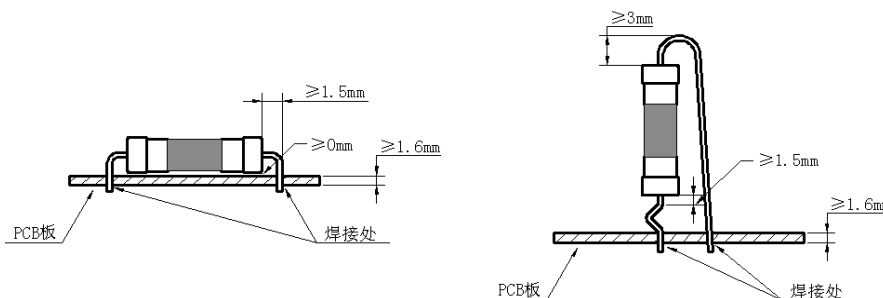
10. 安全認證及編號 / STANDARDS AND APPROVALS

UR	E56092 (1A~12A JDYX2)
CUR	E56092 (1A~12A JDYX8)

11. 安裝方式及條件 / INSTALLATION WAY AND PARAMETERS

11-1 建議如下圖安裝方式安裝，並滿足所要求的尺寸。

Propose that the following picture installation way is installed, and satisfied the required size.



11-2 建議客戶焊接參數 / Recommended Customer Soldering Parameters

波峰焊參數 / Wave Parameters:

 錫爐溫度 / Solder Pot Temperature: $260\pm 3^{\circ}\text{C}$

焊接時間 / Solder Dwell Time: 10s Max

手工焊參數 / Hand-Solder Parameters:

 烙鐵溫度 / Solder Iron Temperature: $350\pm 5^{\circ}\text{C}$

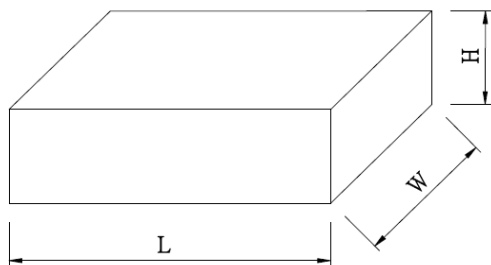
焊接時間 / Heating Time: 5 s Max


12. 包裝 / PACKING
12-1 數量/Quantity

規格 Specs	袋 Inner polybag	小盒 Inner small box .	大盒 Inner big box	外箱 outer carton
WM10-XXX (rated current <2A)	/	20PCS	240PCS	4320 PCS
WM10-XXX (rated current $\geq 2\text{A}$)	250PCS	/	250PCS	5000 PCS
WM10-XXX-P	/	/	75PCS	2250 PCS

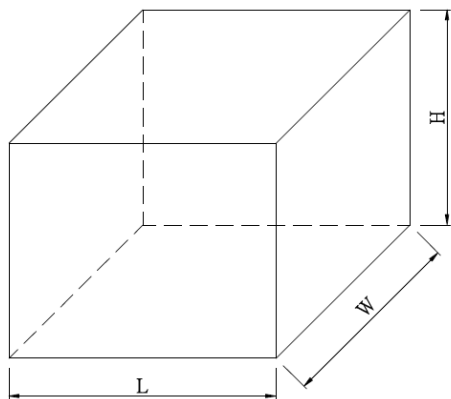
12-2 內盒(大) / Inner big box

單位/Unit : mm



规格/ Specs	L	W	H
WM10-XXX (rated current <2A)	140 ± 3	105 ± 3	45 ± 3
WM10-XXX (rated current $\geq 2\text{A}$)	185 ± 3	75 ± 3	65 ± 3
WM10-XXX-P	115 ± 3	110 ± 3	45 ± 3

12-3 外箱 / Outer carton



單位/Unit : mm

规格 /Specs	L	W	H
WM10-XXX (rated current <2A)	380 ±5	245±5	200±5
WM10-XXX (rated current ≥2A)	400±5	380±5	140±5
WM10-XXX-P	400±5	380±5	140±5

13. 其他 / OTHERS

13-1 如果在使用中有超出本規格書的要求，必須經由雙方協商確認。

In the event that an impropriety is found beyond this specification, it shall be fixed by mutual agreement between the parties.

13-2 如果本規格書有不適當的情況，必須通過雙方協商並由本公司修改。

In the event that an impropriety is found in this specification, WALTER ELECTRONIC CO., LTD. shall amend it by mutual agreement between the parties.



版次	製作	確認	審核
第四版	侯愛珍	吳讓彬	Andrew



UL iQ for Fuses



Fuses

E56092

Guide Information

SUZHOU WALTER ELECTRONIC CO LTD

NO.99 Xinli Road, Fenhu Technic Development Zone, Wujiang Jiangsu 215211 CN

WM10 followed by 0.1 to 50, followed by P

Supplemental fuses: pigtail leads, filled-tube

<u>Size</u> mm(in)	<u>Amps</u> (A)	<u>Volts</u> (V)	<u>Interrupting</u> <u>Rating (A)</u>
6.3 x 31.75 (0.25 x 1.25)	0.1 - 50	250Vac	1000
	0.1 - 30	660Vac	1000
	0.1 - 30	660Vdc	1000
	0.1 - 12	600Vdc	10000
	0.1 - 12	1000Vdc	10000
	0.1 - 50	150Vdc	1000
	0.1 - 12	600Vac	10000
	0.1 - 12	1000Vac	10000
	0.1 - 30	400Vac	1000
	0.1 - 30	400Vdc	1000
	0.1 - 12	300Vac	10000
	0.1 - 12	300Vdc	10000

Report Date: 2016-04-01

Last Revised: 2018-06-14

© 2019 UL LLC



顺海科技
0755-28100016